

A15QS Semiconductor Protection Fuses

A15QS Amp-Trap® Form 101 Semiconductor Protection fuses were designed for the specific protection of diodes and other semiconductor devices rated 150VAC/DC. The A15QS product line's compact design is perfect for those applications that have limitations on available space.

Features/Benefits:

- Low I²t minimizes damage to protected components on short circuit
- Controlled arc voltage reduces stress to circuit components during fuse clearing
- Choice of mounting types provides options for unique termination requirements

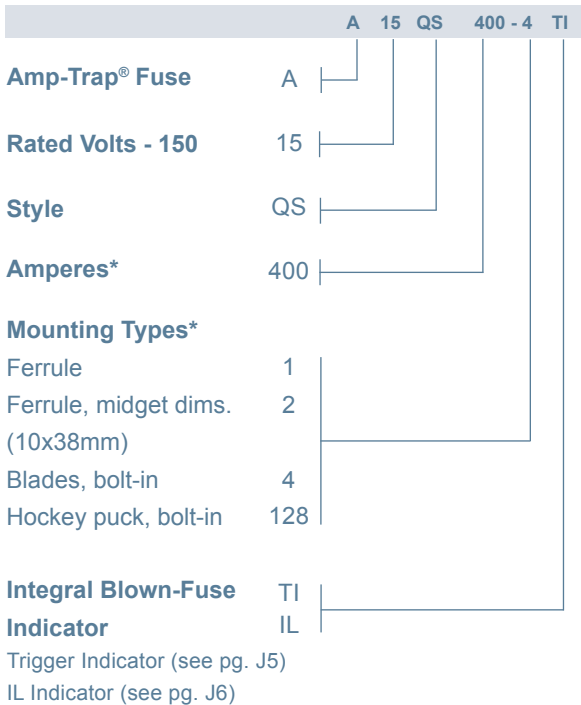
Highlights:

- Fast acting
- Current limiting
- Low I²t
- Indicator options available

Applications:

- Protection of heavy duty devices such as electrochemical rectifiers

Catalog Numbering System



Single Pole Fuse Blocks for A15QS Fuses

Fuse Ampere Rating	Catalog No.
1-30	30311
31-60	U71006
500-600	P243G
40-450	P243D
800	1SC375



Ratings:

Volts	: 150VAC / DC
Amps	: 1 to 6000A
I.R.	: 100kA I.R. AC
	: 50kA I.R. DC

Approvals:

- UL recognized component UL File E60314
- AC: UL guide no. JFHR2 (1-4000A)
- DC tested to UL standard 198L parameters (1-4000A)



* For ampere ratings and types not listed, consult the factory.

** For harsh duty applications, refer to the A13X product family. Consult the factory for A13X application information.

A15QS Semiconductor Protection Fuses

Catalog Numbers (amps)

Catalog No.	Dimen. Fig.	Catalog No.	Dimen. Fig.	Catalog No.	Dimen. Fig.	Catalog No.	Dimen. Fig.
A15QS1-2	1	A15QS50-4	2	A15QS300-4	2	A15QS1000-128IL	5
A15QS2-2	1	A15QS60-1	1	A15QS300-4TI	2	A15QS1200-128	4
A15QS3-2	1	A15QS70-4	2	A15QS300-4IL	3	A15QS1200-128IL	5
A15QS4-2	1	A15QS70-4TI	2	A15QS350-4	2	A15QS1500-128	4
A15QS5-2	1	A15QS80-4	2	A15QS350-4TI	2	A15QS1500-128IL	5
A15QS6-2	1	A15QS80-4TI	2	A15QS400-4	2	A15QS2000-128	4
A15QS7-2	1	A15QS90-4	2	A15QS400-4IL	3	A15QS2000-128IL	5
A15QS8-2	1	A15QS100-4	2	A15QS400-4TI	2	A15QS2500-128	4
A15QS10-2	1	A15QS100-4TI	2	A15QS450-4	2	A15QS2500-128IL	5
A15QS12-2	1	A15QS130-4	2	A15QS450-4IL	3	A15QS3000-128	4
A15QS15-2	1	A15QS130-4TI	2	A15QS500-4	2	A15QS3000-128IL	5
A15QS20-2	1	A15QS150-4	2	A15QS500-4IL	3	A15QS3500-128	6
A15QS25-2	1	A15QS150-4IL	3	A15QS600-4	2	A15QS4000-128	6
A15QS30-2	1	A15QS150-4TI	2	A15QS600-4IL	3	A15QS4000-128IL	7
A15QS35-1	1	A15QS175-4TI	2	A15QS800-4	2	A15QS4500-128	8
A15QS40-1	1	A15QS200-4	2	A15QS1000-4	2	A15QS4500-128IL	8
A15QS40-4TI	2	A15QS200-4IL	3	A15QS1000-4IL	3	A15QS5000-128	8
A15QS45-1	1	A15QS250-4	2	A15QS1000-4TI	2	A15QS6000-128	8
A15QS50-1	1	A15QS250-4TI	2	A15QS1000-128	4		

* For ampere ratings and styles not listed, call Technical Services at 978-465-4853.

Dimensions

Outline Ref.	Mounting Type	Fig.	Dimensions - Inches (mm)									Tap
			A	B	C	D	E	F	G	H		
A15QS1 to 30	2	1	1.50 (38.1)	0.41 (10.4)	-	-	-	-	-	-	-	-
15QS35 to 60	1	1	2.00 (50.8)	0.81 (20.6)	-	-	-	-	-	-	-	-
A15QS20 to 450	4, 4TI*, 4IL*	2, 3*	2.66 (67.6)	1.00 (25.4)	1.16 (29.5)	2.19 (55.6)	1.88 (47.6)	0.31 (7.9)	0.74 (18.8)	0.125 (3.2)	-	-
A15QS500 to 1000	4, 4TI*, 4IL*	2, 3*	3.50 (88.9)	1.50 (38.1)	1.25 (31.8)	2.56 (65.0)	1.94 (49.3)	0.41 (10.4)	1.00 (25.4)	0.25 (6.4)	-	-
A15QS750 to 2000	128, 128IL	4, 5*	1.88 (47.8)	2.00 (50.8)	1.63 (41.4)	1.75 (44.5)	1.00 (25.4)	-	-	-	-	3/8-24-1/2 Deep
A15QS2500 to 3000	128, 128IL	4, 5*	1.88 (47.88)	3.00 (76.2)	1.63 (41.4)	2.50 (63.5)	1.50 (38.1)	-	-	-	-	1/2-20-1/2 Deep
A15QS3500 to 4000	128, 128IL	6, 7*	1.88 (47.88)	3.50 (88.9)	1.63 (41.4)	3.00 (76.2)	1.06 (27.0)	1.06 (27.0)	-	-	-	1/2-20-1/2 Deep
A15QS4500 to 6000	128	8	2.38 (60.5)	5.75 (146)	1.88 (47.7)	5.00 (127)	1.50 (38.1)	1.50 (38.1)	-	-	-	1/2-20-1/2 Deep

* Optional Trigger Indicator (TI) and/or (IL) indicator.

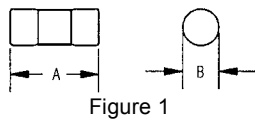


Figure 1

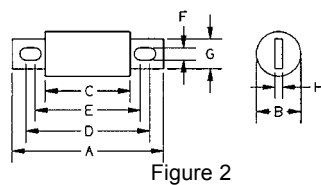


Figure 2

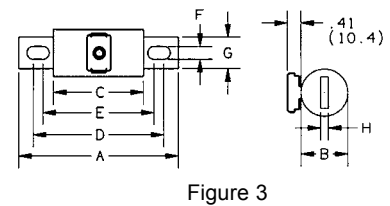


Figure 3

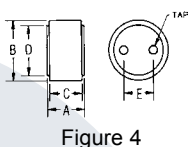


Figure 4

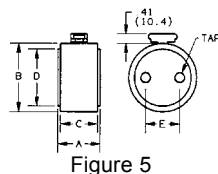


Figure 5

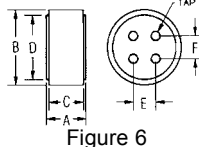


Figure 6

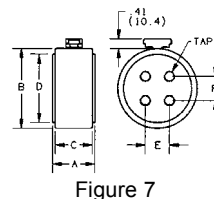


Figure 7

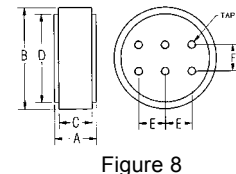


Figure 8



Shah & Shah Enterprise

www.shahent.co.in